

SUBMINIATURE R.F. PENTODE

DF72

Subminiature r.f. pentode with sharp cut-off characteristics, suitable for battery operation.

FILAMENT

V_f	1.25	V
I_f	25	mA

MOUNTING POSITION

Any

Note—Direct soldered connections to the leads of this valve must be at least 5mm. from the seal and any bending of the valve leads must be at least 1.5mm. from the seal.

CAPACITANCES (measured with external shield).

C_{a-g1}	0.01	pF
C_{in}	3.2	pF←
C_{out}	5.1	pF←

CHARACTERISTICS

V_a	67.5	V
V_{g2}	67.5	V
I_a	1.7	mA
I_{g2}	500	μ A
V_{g1}	0	V
g_m	1.0	mA/V
r_a	750	k Ω ←
μ_{g1-g2}	21	←

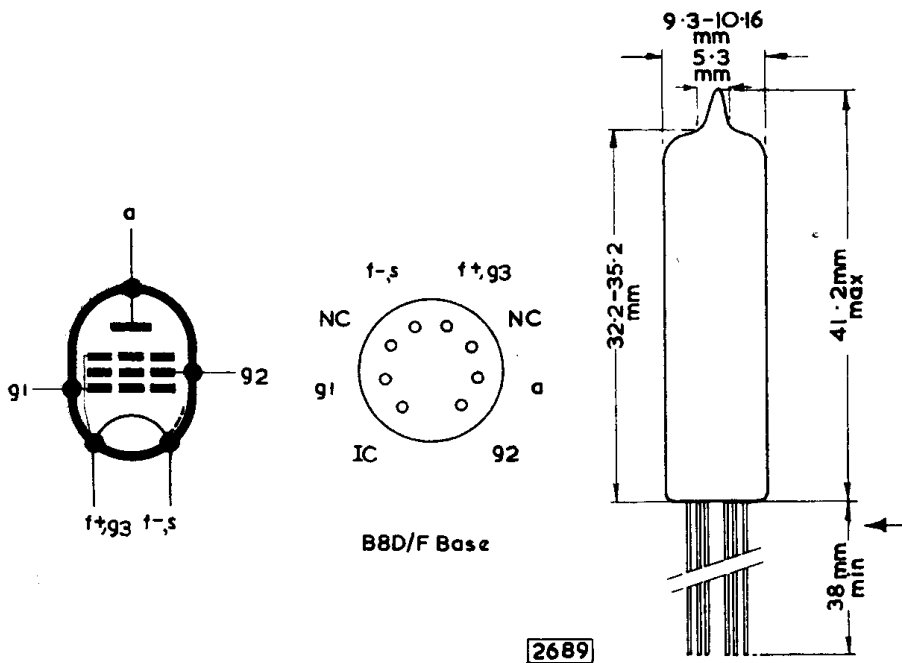
LIMITING VALUES

V_a max.	90	V
V_{g2} max.	90	V
I_k	2.5	mA

DF72

SUBMINIATURE R.F. PENTODE

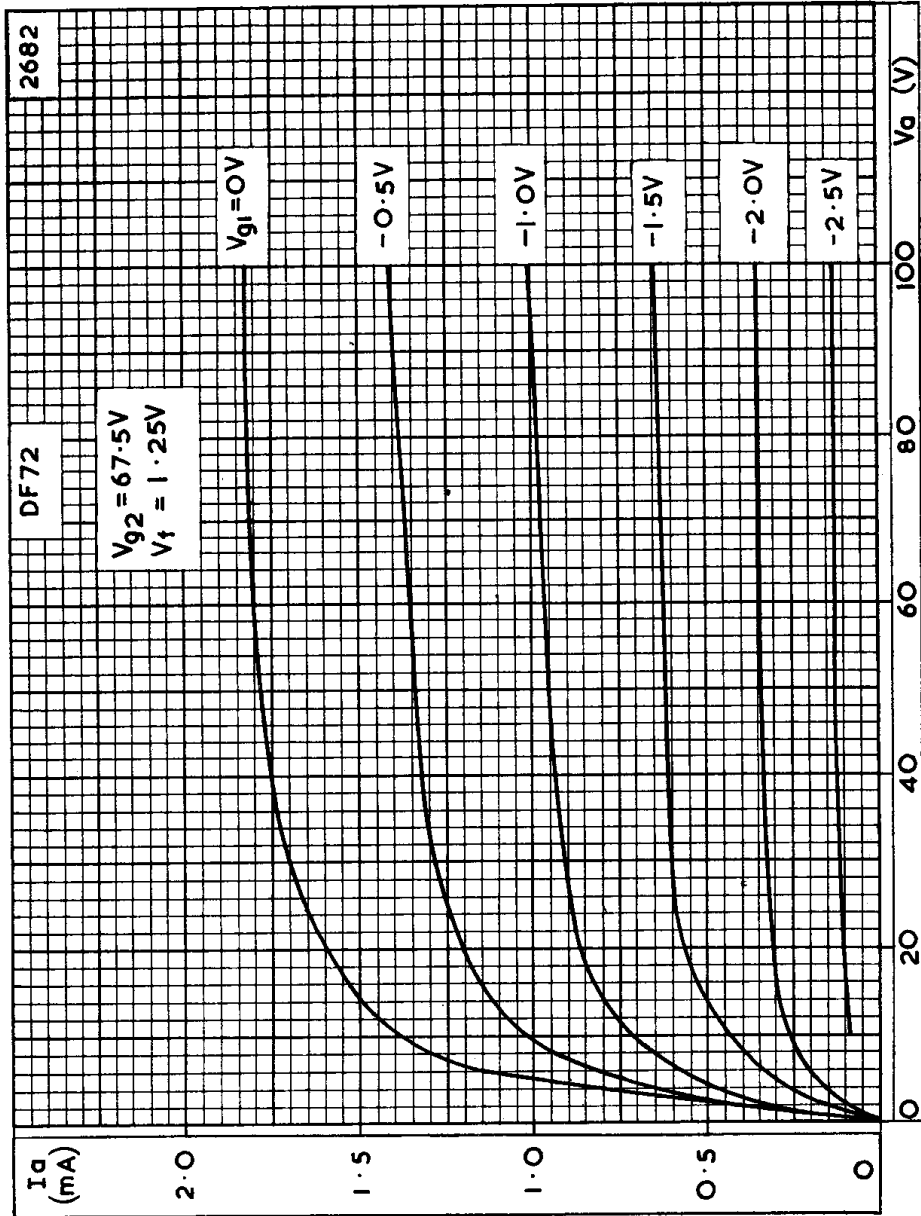
Subminiature r.f. pentode with sharp cut-off characteristics, suitable for battery operation.



SUBMINIATURE R.F. PENTODE

DF72

Subminiature r.f. pentode with sharp cut-off characteristics, suitable for battery operation.



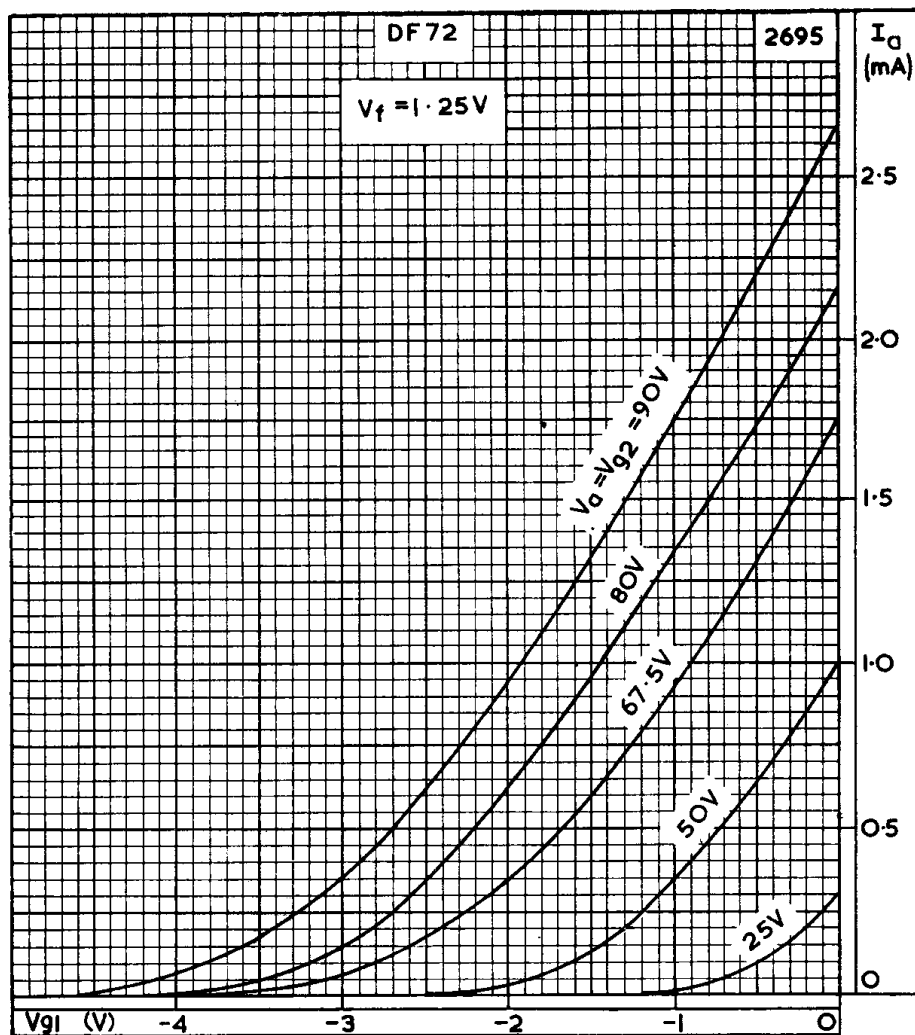
ANODE CURRENT PLOTTED AGAINST ANODE VOLTAGE



DF72

SUBMINIATURE R.F. PENTODE

Subminiature r.f. pentode with sharp cut-off characteristics, suitable for battery operation.

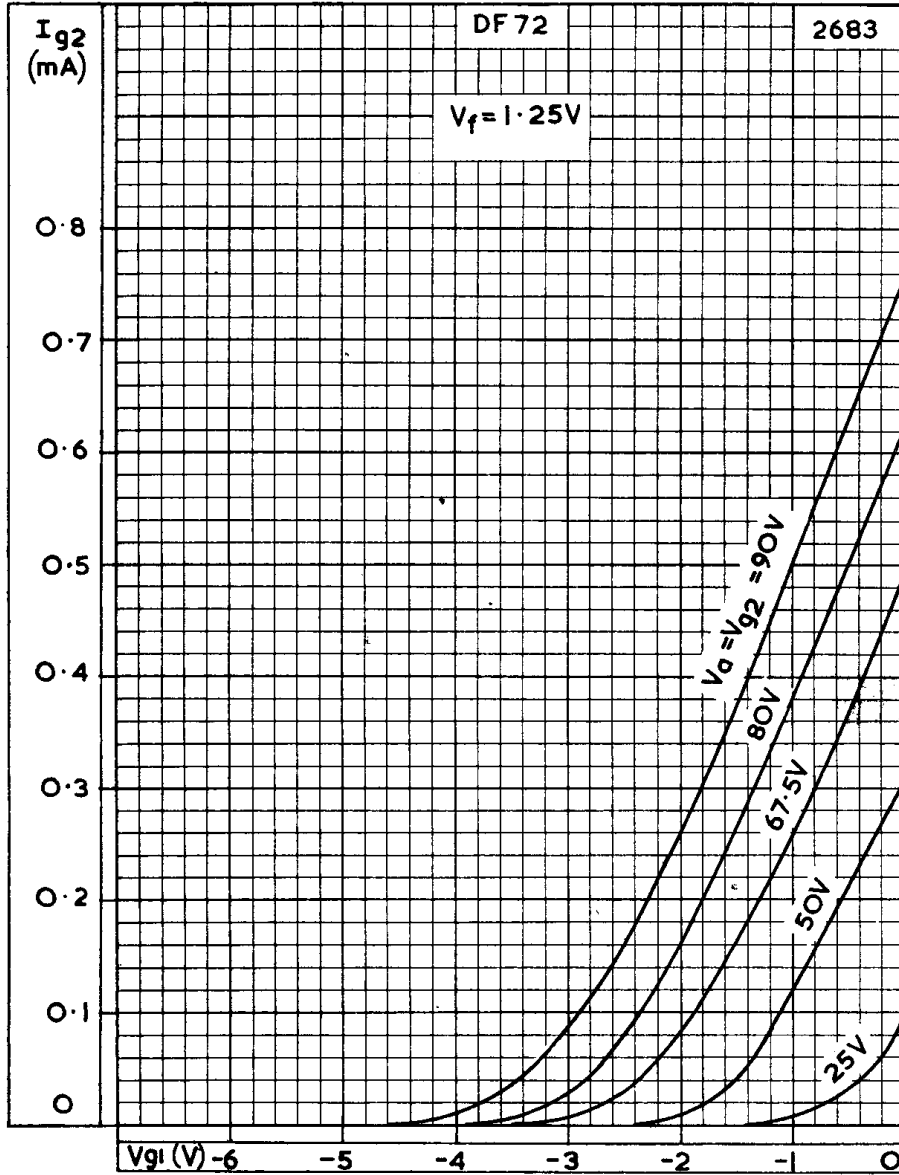


ANODE CURRENT PLOTTED AGAINST CONTROL-GRID VOLTAGE

SUBMINIATURE R.F. PENTODE

DF72

Subminiature r.f. pentode with sharp cut-off characteristics, suitable for battery operation.



SCREEN-GRID CURRENT PLOTTED AGAINST CONTROL-GRID VOLTAGE

