

Mullard

OCTODE FREQUENCY CHANGER

KK32

FILAMENT

V_f	2.0	V
I_f	0.13	A

CAPACITANCES

c_{g1-all}	6.3	μF
c_{g2-all}	8.5	μF
c_{g4-all}	9.0	μF
c_{out}	11.0	μF
c_{g2-g4}	Δ 0.4	μF
c_{a-g4}	Δ 0.07	μF
c_{g1-g4}	Δ 0.2	μF

OPERATING CONDITIONS - MEDIUM AND LONG WAVE WORKING

V_a	90	135	V
V_{g2}	90	135	V
V_{g3+g5}	45	45	V
$V_{osc(rms)}$	8.5	8.5	approx V
$I_a (V_{g4} = -0.5 V)$	0.7	0.7	mA
$I_a (V_{g4} = -12 V)$	Δ 0.015	0.015	mA
I_{g2}	1.3	2.1	mA
I_{g3+g5}	0.6	0.7	mA
$g_c (V_{g4} = -0.5 V)$	270	270	$\mu A/V$
$g_c (V_{g4} = -12 V)$	Δ 2	2	$\mu A/V$
$r_a (V_{g4} = -0.5 V)$	2	2.5	M.ohms
$r_a (V_{g4} = -12 V)$	Δ 10	10	M.ohms

OPERATING CONDITIONS - SHORT WAVE WORKING

V_a	135	V
V_{g2}	135	V
V_{g3+g5}	60	V
$V_{osc(rms)}$	6	V
$I_a (V_{g4} = -1.5 V)$	1.0	mA
I_{g2}	2.3	mA
I_{g3+g5}	1.0	mA
$g_c (V_{g4} = -1.5 V)$	67	$\mu A/V$
$r_a (V_{g4} = -1.5 V)$	1.7	M.ohms

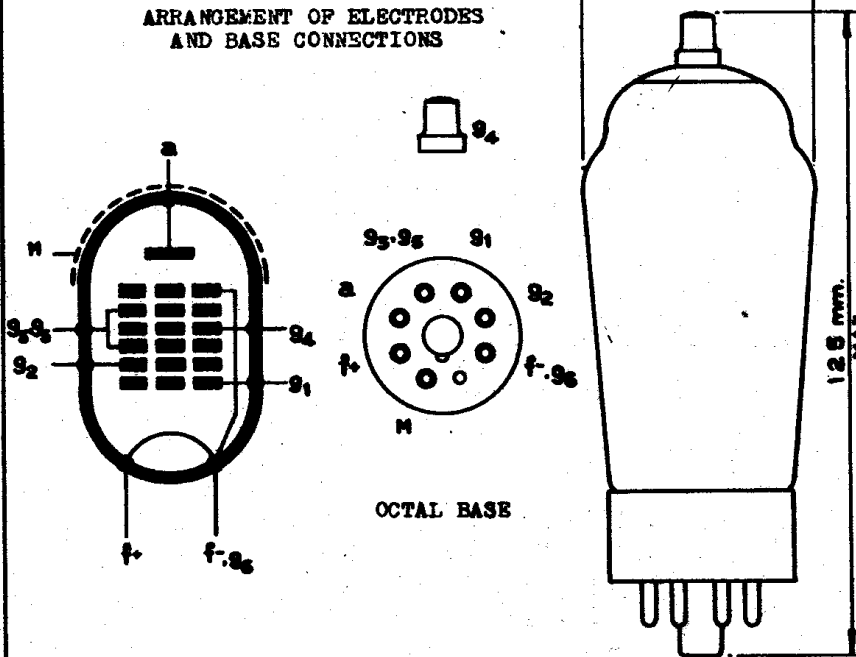
KK32

Mullard OCTODE FREQUENCY CHANGER

LIMITING VALUES

V_a max.	150	V
w_a max.	0.5	W
V_{g2} max.	150	V
w_{g2} max.	0.6	W
V_{g3+g5} max.	100	V
w_{g3+g5} max.	0.4	W
I_r max.	11	mA
R_{g4} max.	2.5	M.ohms
R_{g1} max.	100,000	ohms

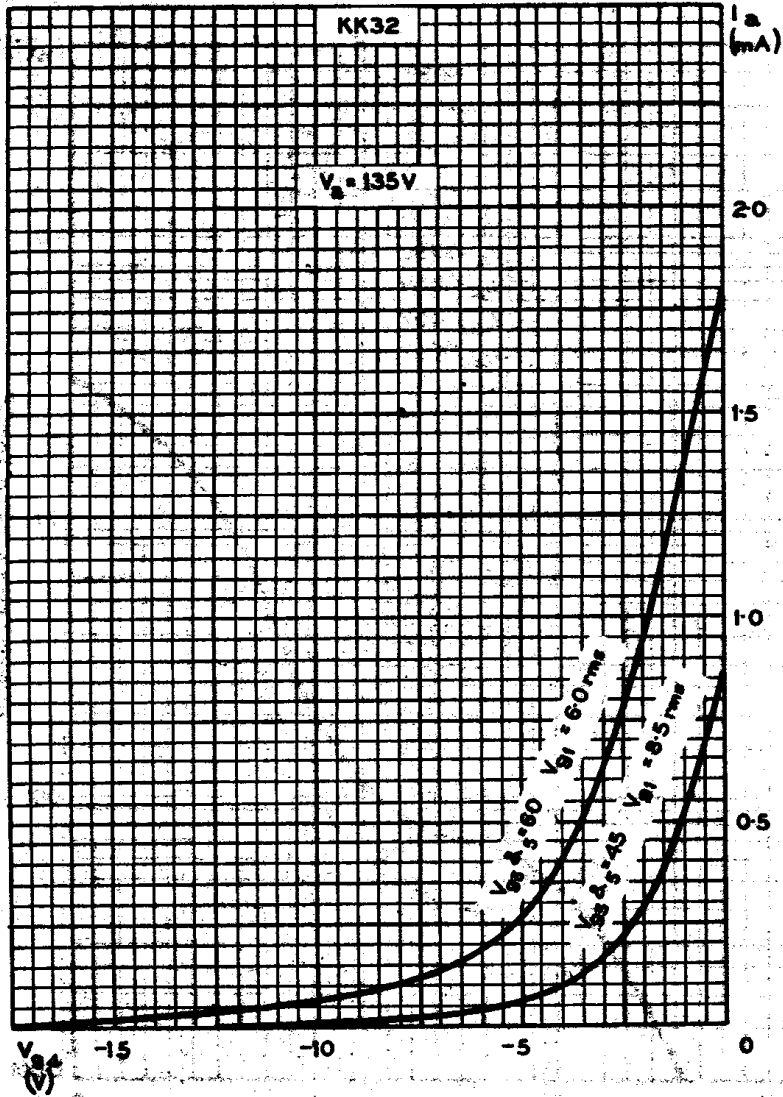
DIMENSIONS



Mullard

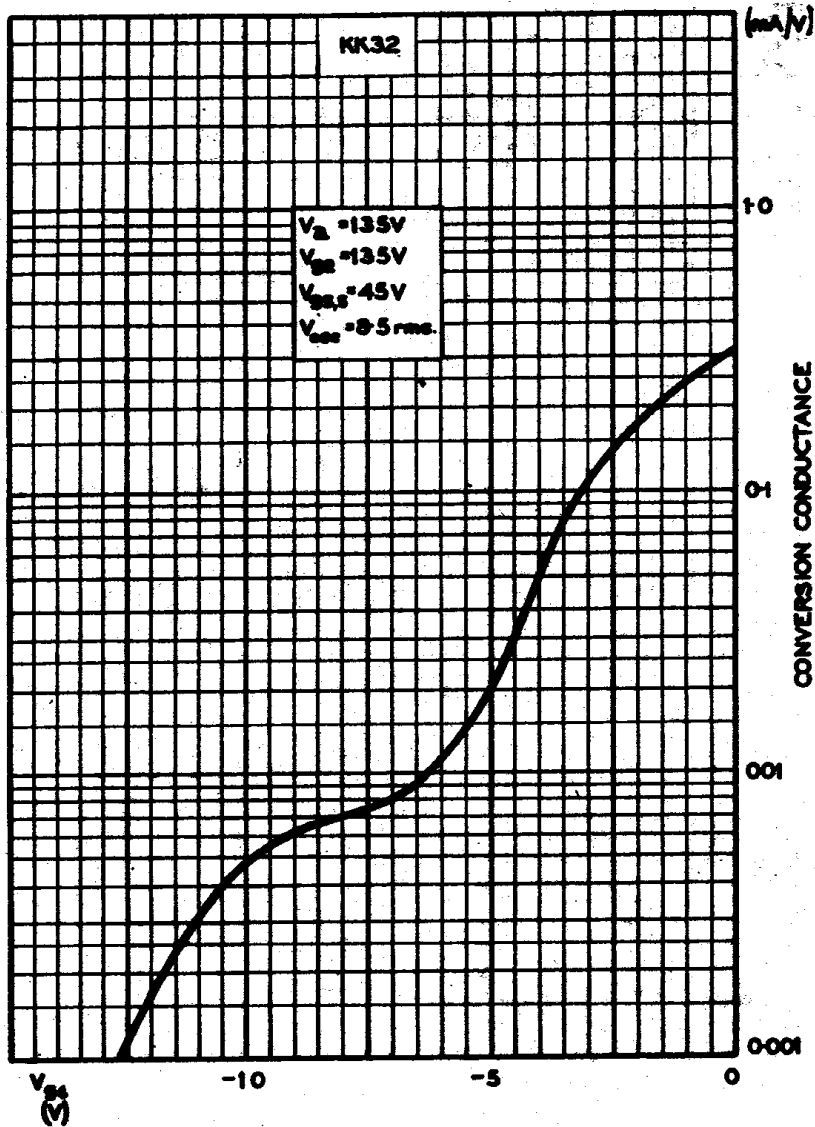
OCTODE FREQUENCY CHANGER

KK32



KK32

Mullard OCTODE FREQUENCY CHANGER



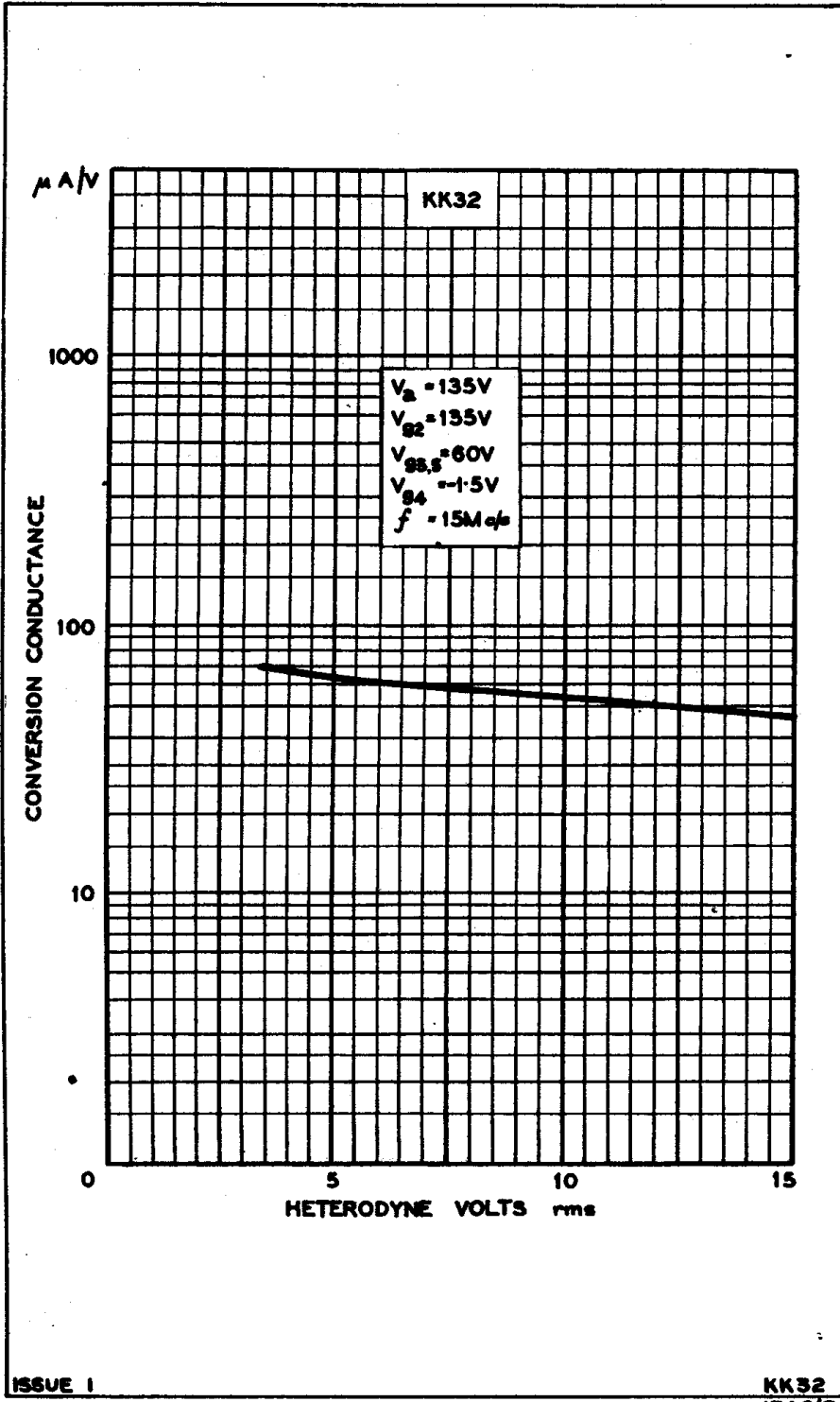
ISSUE 1

KK32
1946/4

Mullard

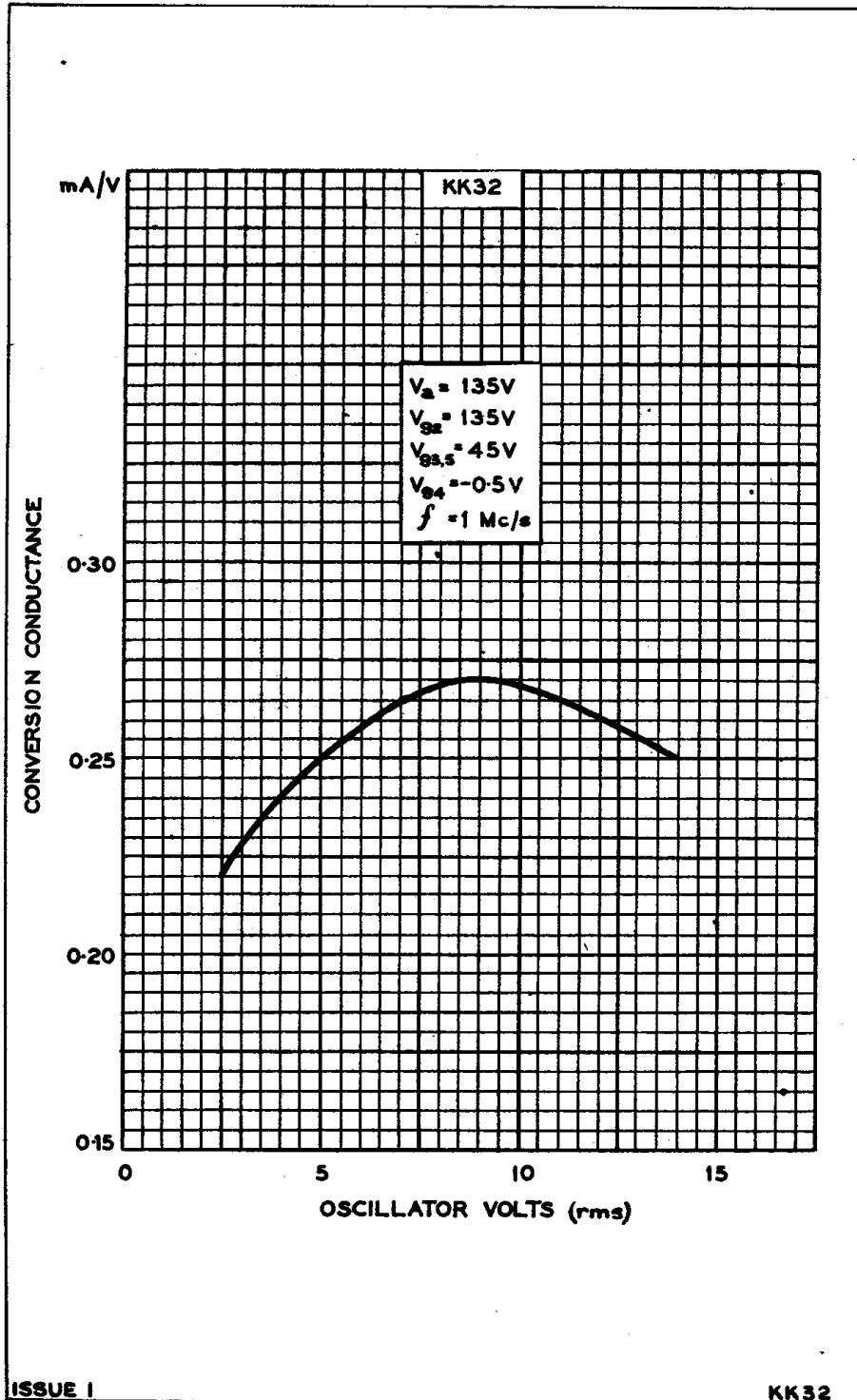
OCTODE FREQUENCY CHANGER

KK32



KK32

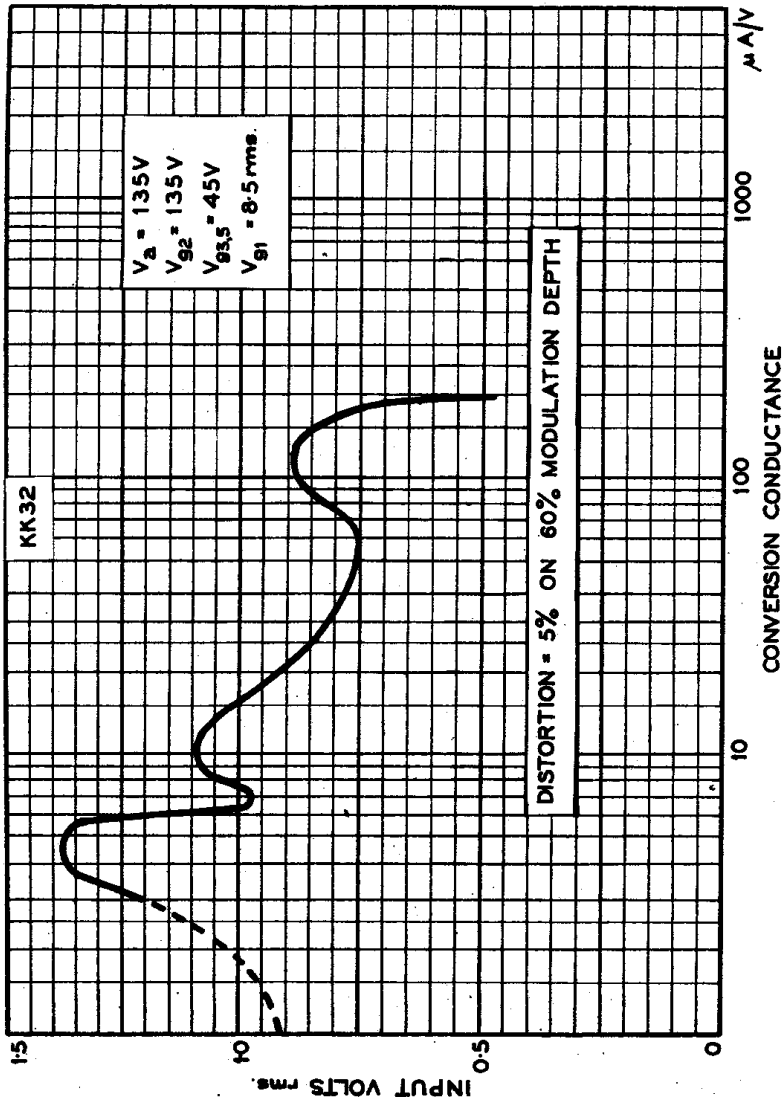
Mullard OCTODE FREQUENCY CHANGER



Mullard

OCTODE FREQUENCY CHANGER

KK32



ISSUE 1

KK32
1546/7